LeaderBoard

Version 3.5.1

Leaderboard is a Euchre Tournament Manager. It makes running a tournament a breeze.

If you have comments and/or suggestions, please contact Euchre Dude at info@euchrepad.com

Create Scorecards

1. Go to http://www.EuchrePad.com to generate Euchre Score Cards.

2. Click the image to start the score card wizard.

Click the image above to create score cards

3. Select a format: Personalized, Personal Lite, Tally or Vegas

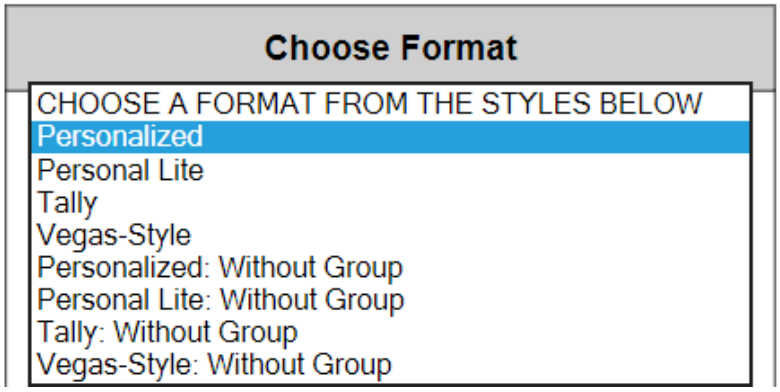

4. Enter Tournament Settings

Personalized Score Card Title ?

Enter Title: Girls Nite Out

Select Tournament Type

◉ Progressive ? ○ Progressive Group ? ○ Team ? ○ Progressive Team ?

Select Players, Rounds and Starting Table Number

Select Number of Players: 12 Select Number of Rounds: 11

Number of Extra Players: 0 ? Starting Table Number: 1 ?

Bump - Wood Pecker - Lone - Lotto Section

☑ Include Bump Section ? Bump Fine: $0.25 ?

☑ Include Wood Pecker Section ? Wood Pecker Fine: $0.50 ?

☑ Include Lone Section ? ☑ Include Lotto Section ? How to play Lotto

Player Roster - Table Signage

☐ Print Player Roster (view) ? ☐ Print Table Signage (view) ?

Final Tally Sheet

☐ Print Final Tally Sheet (view) ? Entrance Fee: $20.00 ?

5. Enter Player Names or pick a theme

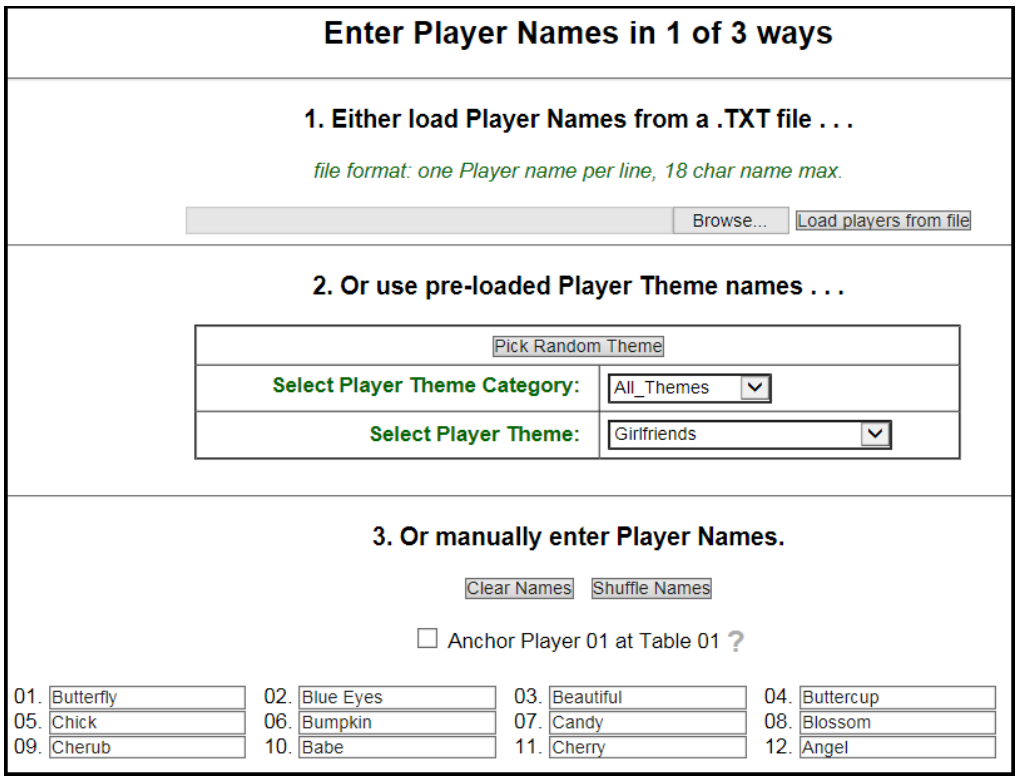

6. Press, Continue, then download the scorecards, datafile and Leaderboard software.

   a. Press the 'Download Score Sheets' button

After you download leaderboard.zip, you need to do several steps before you can run Leaderboard.

1. Navigate to the directory where you downloaded the zip file.
2. Unzip the download, using Winzip or an equivalent program
3. Double-click on Setup to install Leaderboard

Then click on the Windows Start button

All Programs

MD WorldWide,LLC

LeaderBoard

Double-click the LeaderBoard icon

1. Load Data File

The first thing that you will want to do is to import your datafile into Leaderboard. You do this by pressing the "Load" tab, then pressing the Load button.

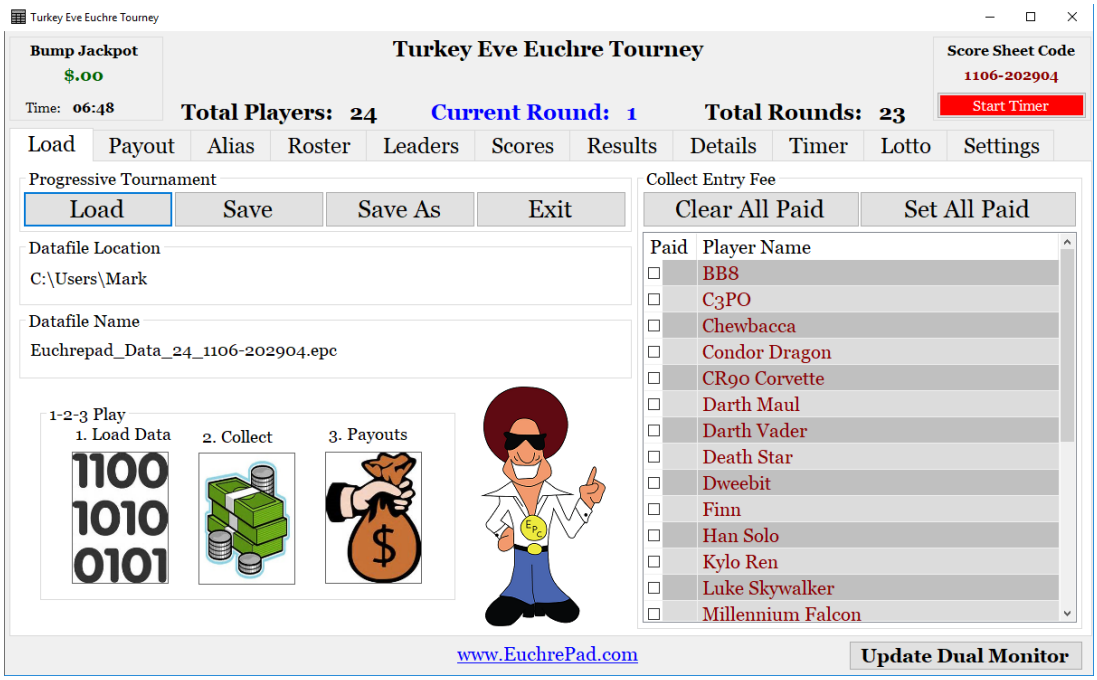

2. Collect Entry Fee

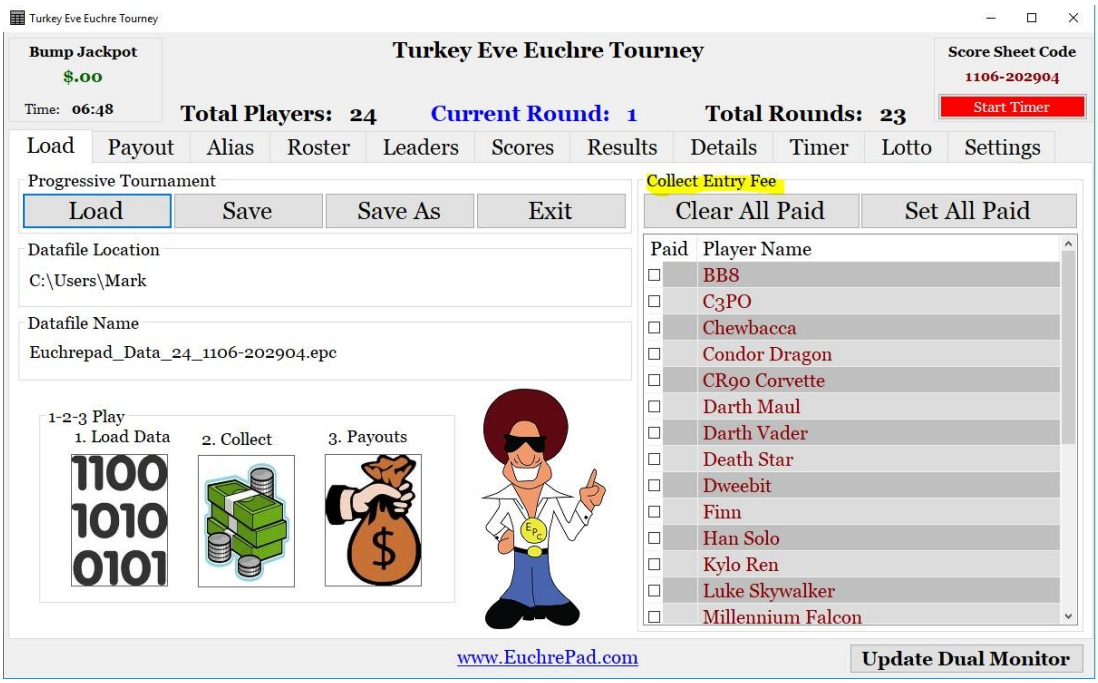

After the file is loaded, you can collect your entry fees. If everyone has paid, then you can reflect this by pressing the 'Set All' button. Otherwise, as people pay you, you can simply check on the checkbox preceding the player's name.

3. Fees / Payout

Now you can setup your fees and payouts.

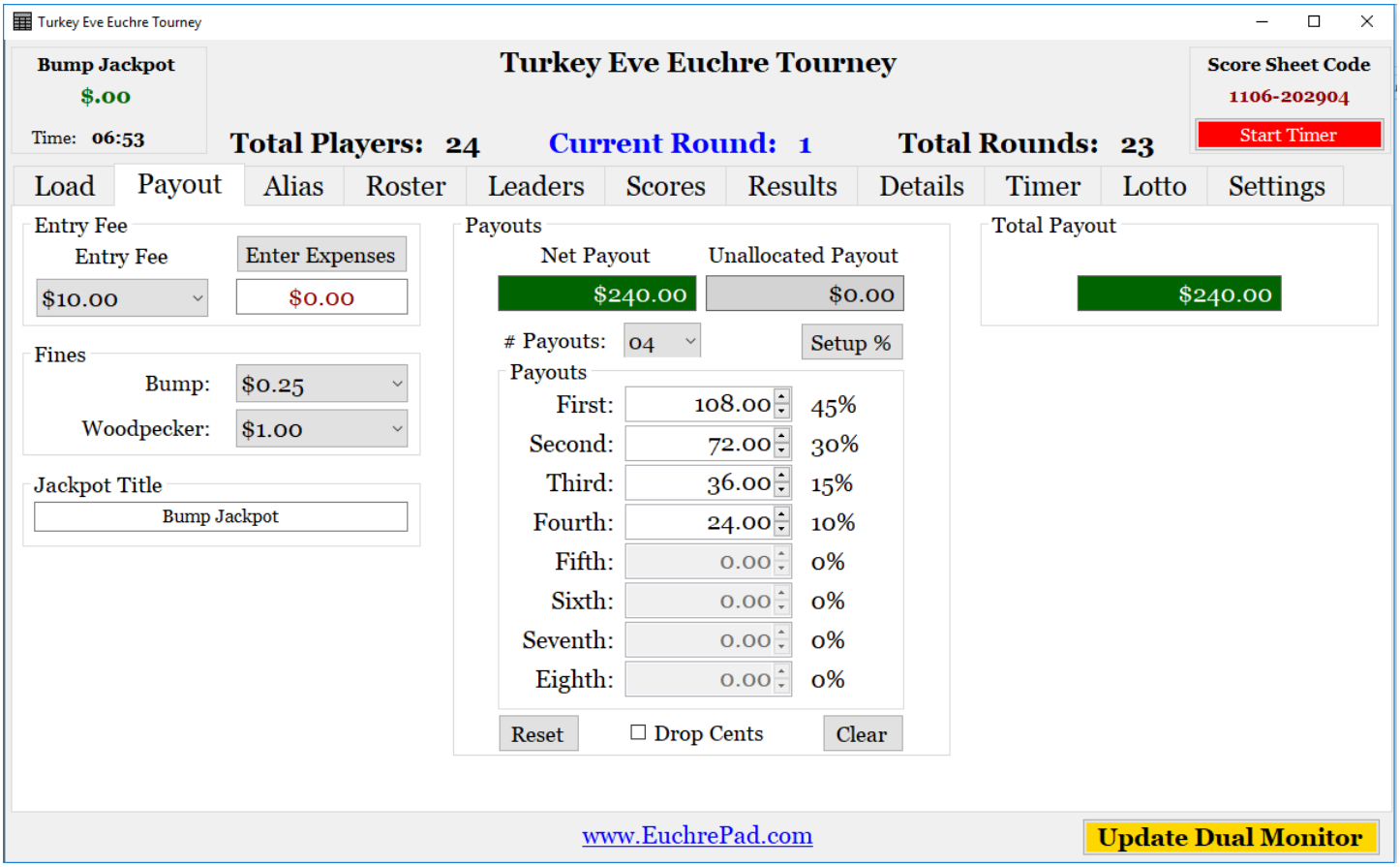

If you want to change the default percentage payouts, then press the Setup % button in the center of the Payout Tab. You will see the following screen where you can modify the payouts.



Timer Tab

The Timer is helpful, it tells you the average game time and the estimated finish time. It even has a progress bar to let you know how close you are to finishing an "average" round. If you want to use the timer, just press the Start button right before you begin playing.

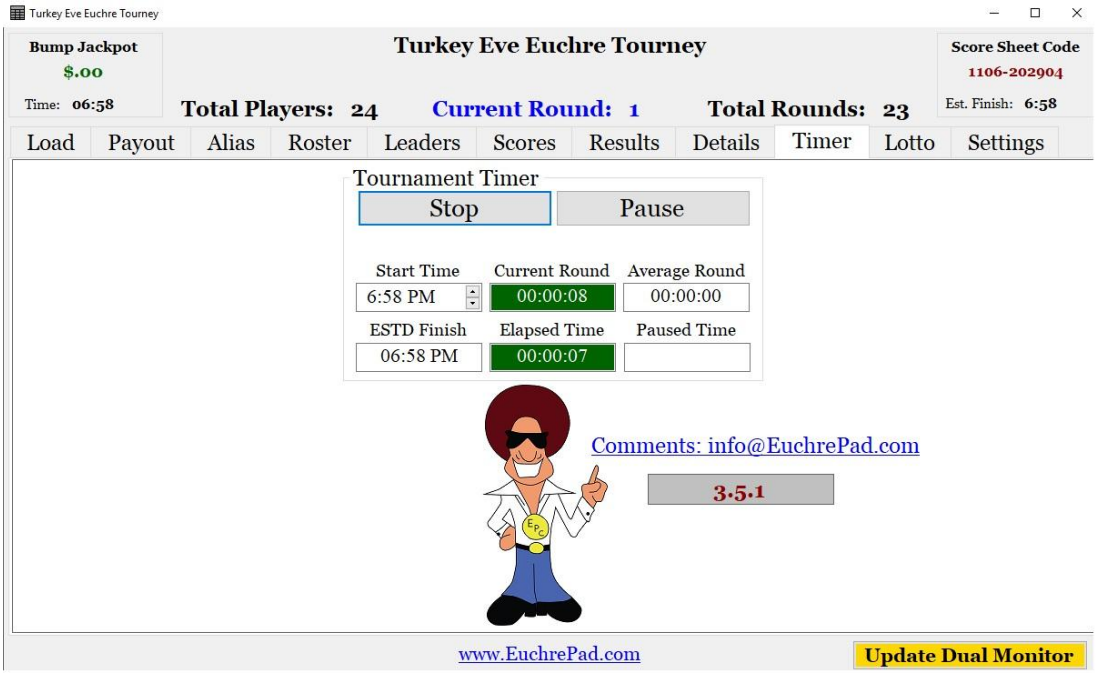

Scores Tab

All players that need a score for a round have an asterisk preceding their name. As you enter player scores, the player name is removed from the drop-list. This is to speed up the data entry process. If you want to see all of the players, just check the "Show All" checkbox.

TIP: Enter the bumps, woodpeckers and Lone data before you enter the score data. As soon as the score is entered, the player name drops off the player list, if the "Show All" checkbox is not checked.

When you enter the score for a player, his/her partner will receive the same score. This is also a time saver. In this release, however, you must select each player to enter their auxiliary data (bumps, lones, woodpeckers)

If you want to see a players partner, just click the "Show Partner" button. Notice that the text on the button changes to "Show Opponents". Click the button again and you will see the opponents of the currently selected player.

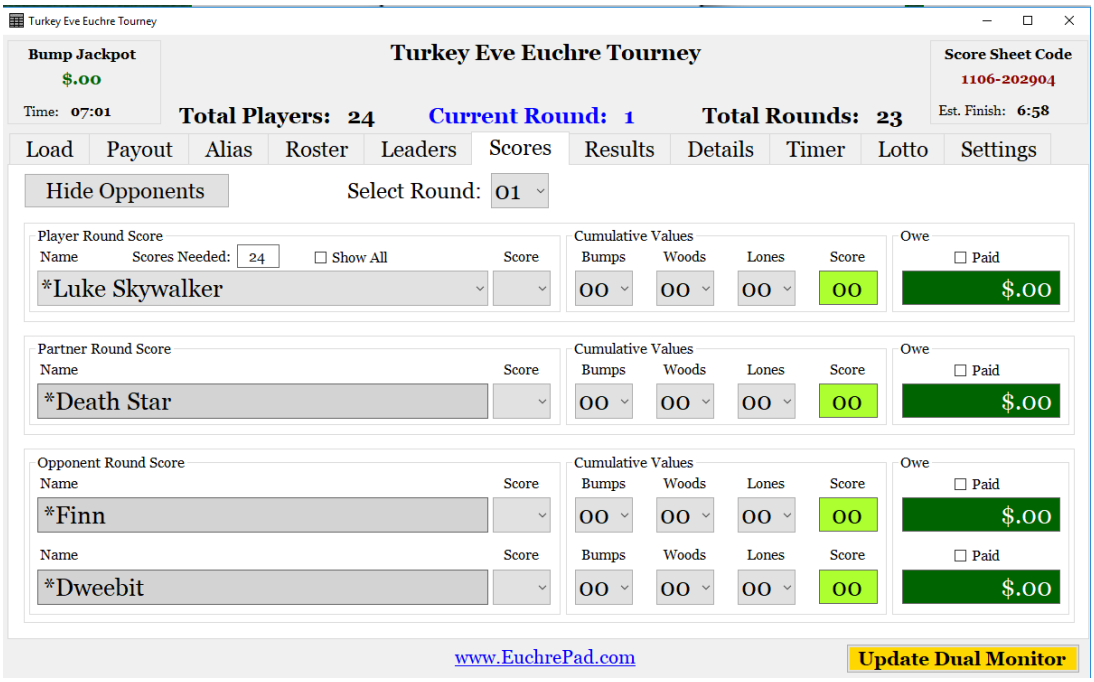

Bumps/Woodpeckers/Lones

Bumps/Woodpeckers/Lones are cumulative. They don't need to be entered after each game, but should be entered before the end of the tournament.

Once all of the scores have been entered for a round, you will be prompted. Press OK and it will automatically advance to the next round.

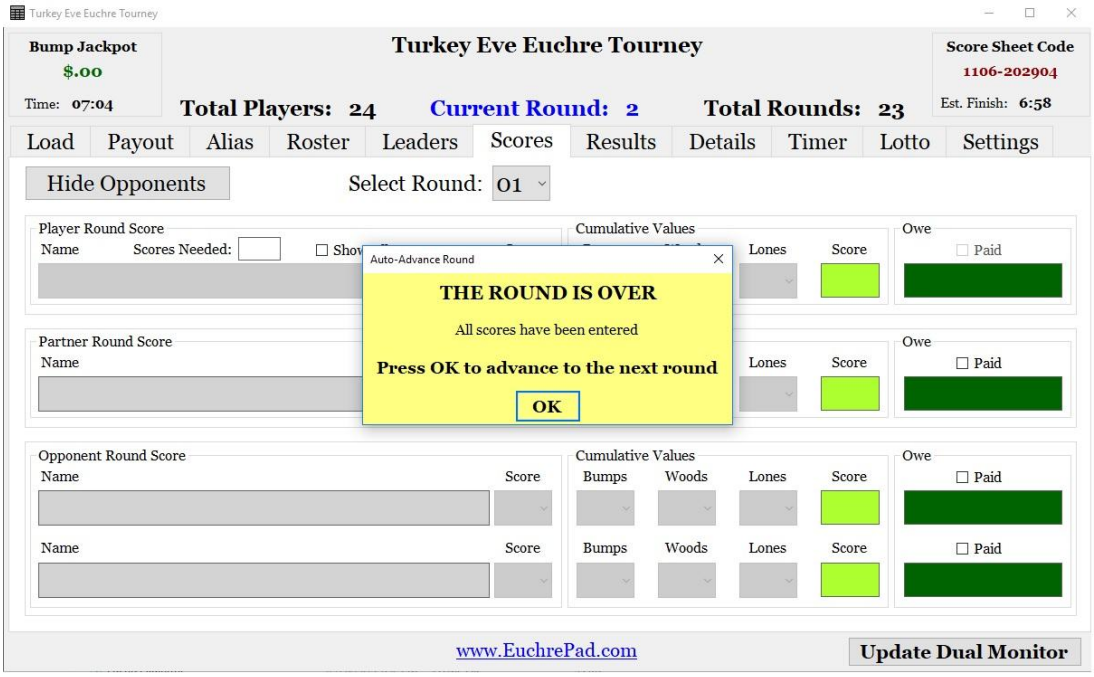

Leaders Tab

The Leaders grid is the main tab while you are playing. It shows all of the important data.

The Leaders grid contains the current rank and who is in the money. There is also data on who owes bump money.

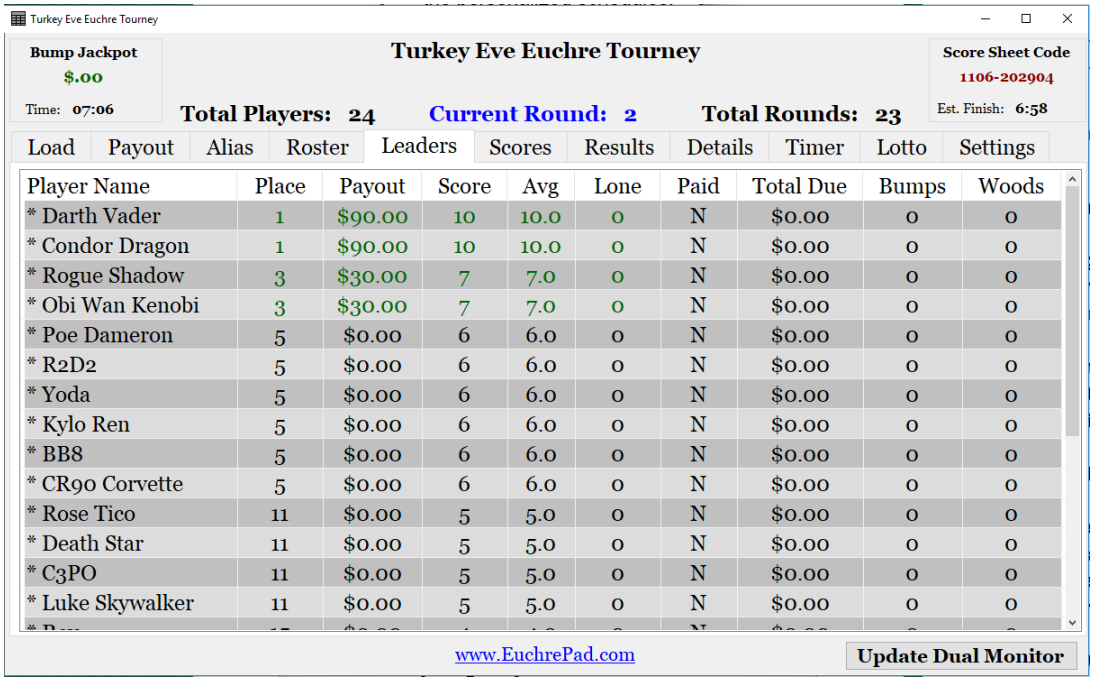

Player Name	Place	Payout	Score	Avg	Lone	Paid	Total Due	Bumps	Woods
* Darth Vader	1	$90.00	10	10.0	0	N	$0.00	0	0
* Condor Dragon	1	$90.00	10	10.0	0	N	$0.00	0	0
* Rogue Shadow	3	$30.00	7	7.0	0	N	$0.00	0	0
* Obi Wan Kenobi	3	$30.00	7	7.0	0	N	$0.00	0	0
* Poe Dameron	5	$0.00	6	6.0	0	N	$0.00	0	0
* R2D2	5	$0.00	6	6.0	0	N	$0.00	0	0
* Yoda	5	$0.00	6	6.0	0	N	$0.00	0	0
* Kylo Ren	5	$0.00	6	6.0	0	N	$0.00	0	0
* BB8	5	$0.00	6	6.0	0	N	$0.00	0	0
* CR90 Corvette	5	$0.00	6	6.0	0	N	$0.00	0	0
* Rose Tico	11	$0.00	5	5.0	0	N	$0.00	0	0
* Death Star	11	$0.00	5	5.0	0	N	$0.00	0	0
* C3PO	11	$0.00	5	5.0	0	N	$0.00	0	0
* Luke Skywalker	11	$0.00	5	5.0	0	N	$0.00	0	0

End of Tournament

After you enter the last scores for the last round, you will be prompted that the tournament is over and to click on the Results. Tab.

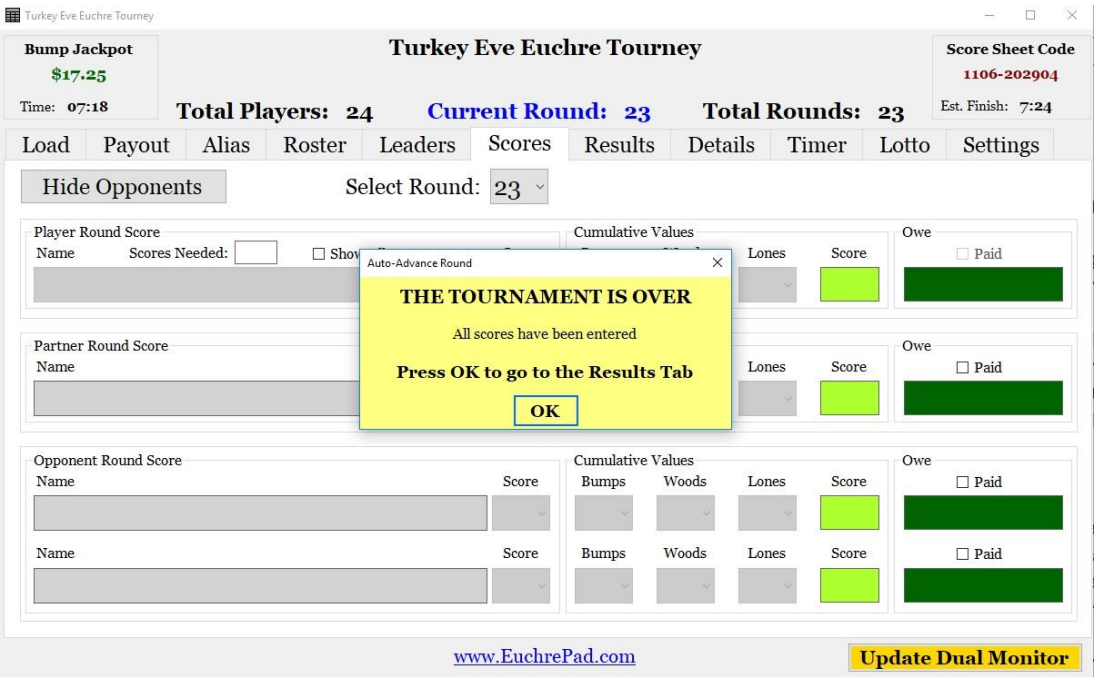

Results Tab

The Results Tab has three sub-tabs: Winners, Bumps and Lotto. To make payouts even easier, you can check the 'Drop Cents' checkbox and it will drop the cents on the payouts.

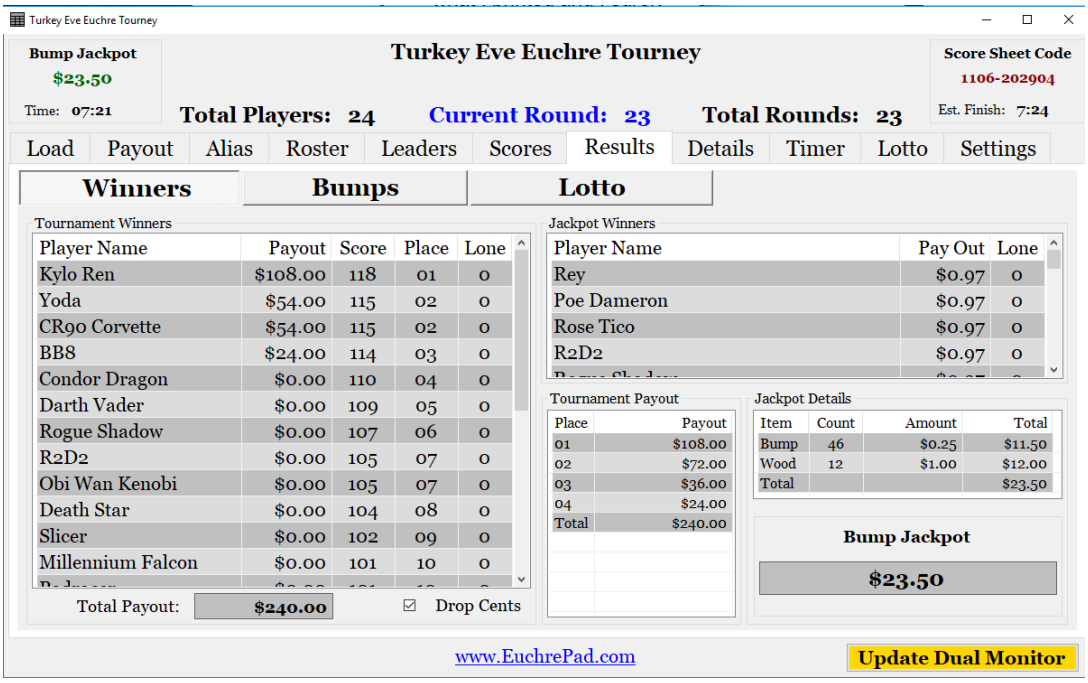

Bumps Sub-Tab

TIP: When collecting bump money, you can easily keep track of who paid by checking the checkbox for each player.

Lotto Sub-Tab

If you are using the Lotto feature, then on the Lotto sub-tab you will see the ranking of the players poker hand. Cards are ‘drawn’ on the Top-Level Lotto Tab.

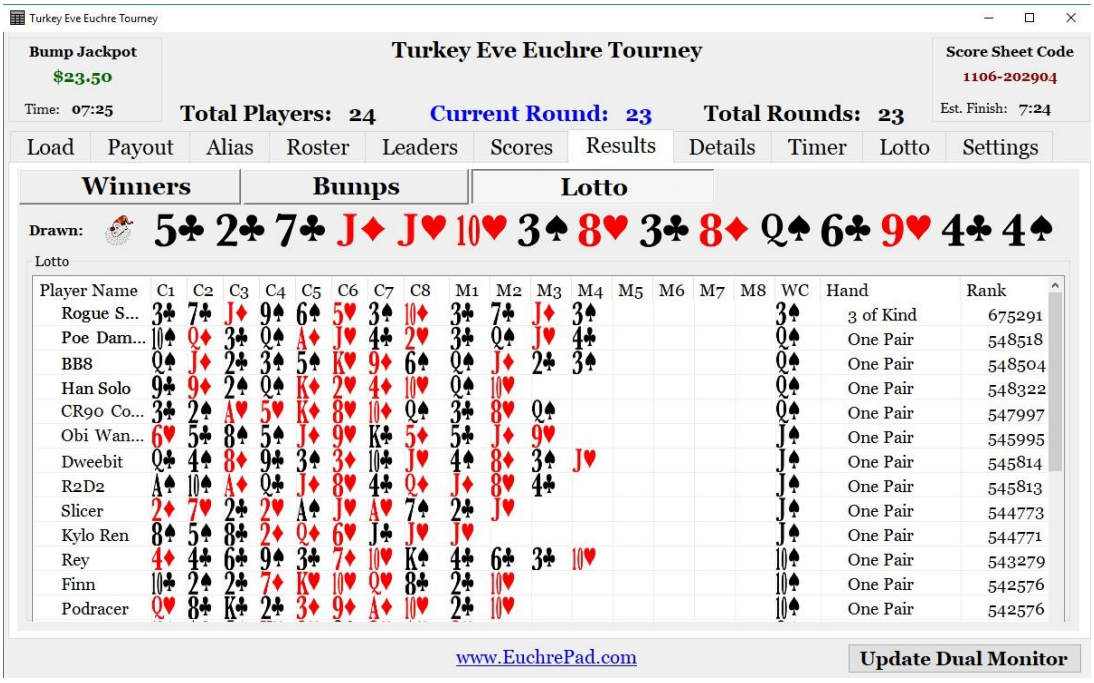

Details Tab

If you want to look at individual game scores for each player, then click on the Details Tab

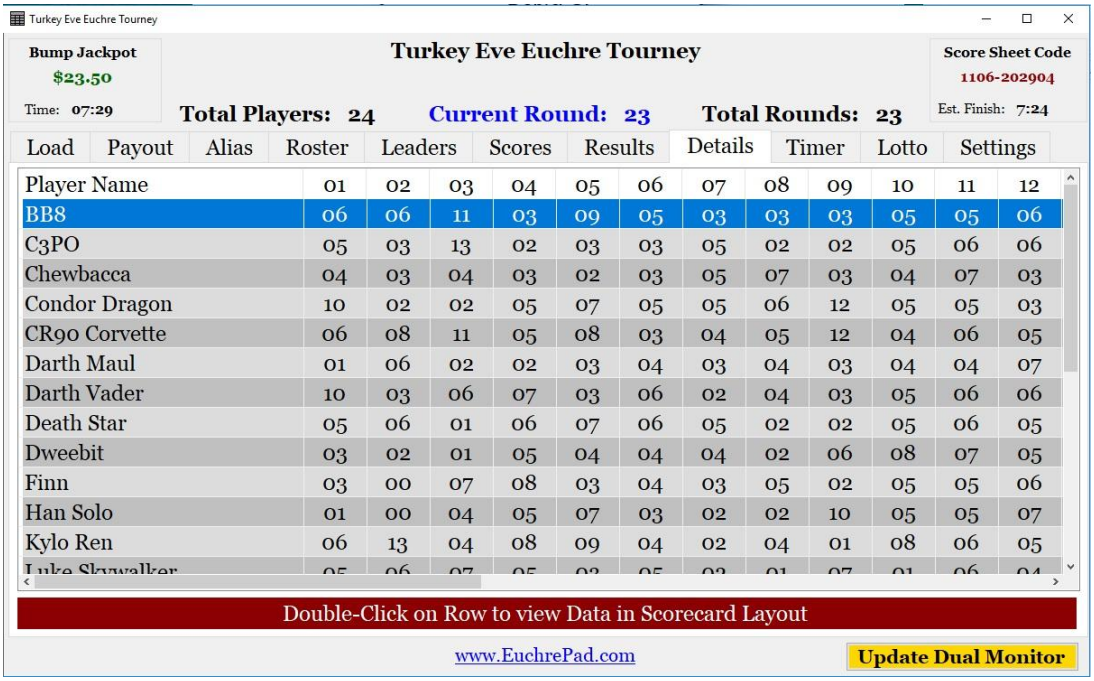

Player Name	01	02	03	04	05	06	07	08	09	10	11	12
BB8	06	06	11	03	09	05	03	03	03	05	05	06
C3PO	05	03	13	02	03	03	05	02	02	05	06	06
Chewbacca	04	03	04	03	02	03	05	07	03	04	07	03
Condor Dragon	10	02	02	05	07	05	05	06	12	05	05	03
CR90 Corvette	06	08	11	05	08	03	04	05	12	04	06	05
Darth Maul	01	06	02	02	03	04	03	04	03	04	04	07
Darth Vader	10	03	06	07	03	06	02	04	03	05	06	06
Death Star	05	06	01	06	07	06	05	02	02	05	06	05
Dweebit	03	02	01	05	04	04	04	02	06	08	07	05
Finn	03	00	07	08	03	04	03	05	02	05	05	06
Han Solo	01	00	04	05	07	03	02	02	10	05	05	07
Kylo Ren	06	13	04	08	09	04	02	04	01	08	06	05
Luke Skywalker	05	06	07	05	03	05	03	01	07	01	06	04

When you double-click on a row, you will see even more details that resemble the Personalized Score Card. This makes resolving discrepancies even easier.

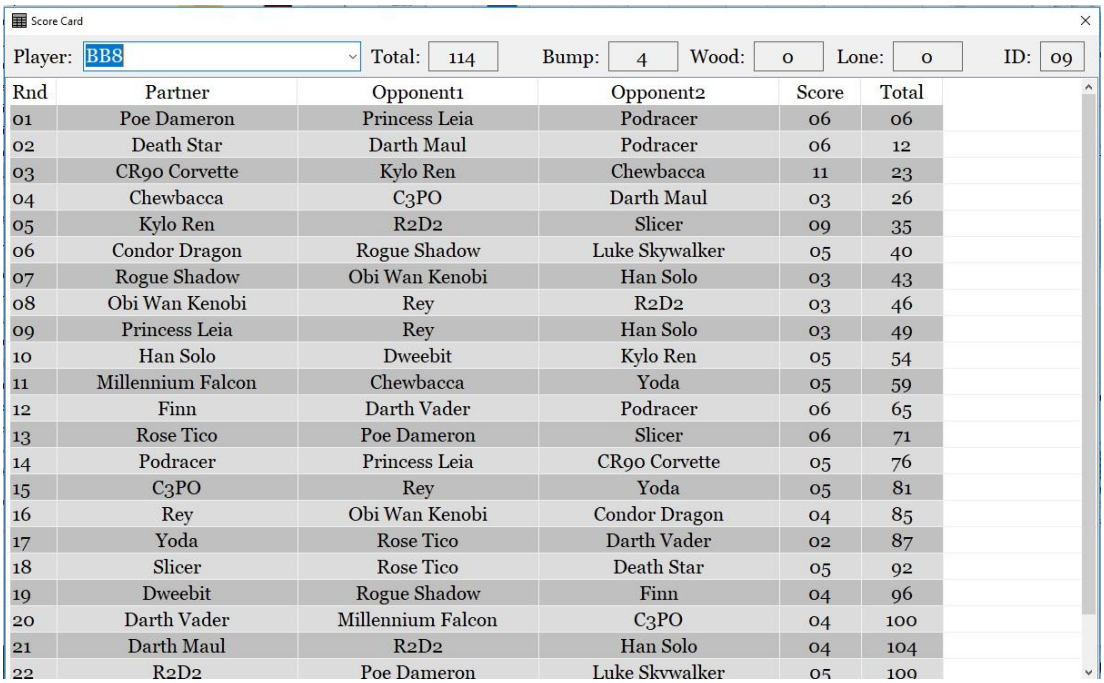

Rnd	Partner	Opponent1	Opponent2	Score	Total
01	Poe Dameron	Princess Leia	Podracer	06	06
02	Death Star	Darth Maul	Podracer	06	12
03	CR90 Corvette	Kylo Ren	Chewbacca	11	23
04	Chewbacca	C3PO	Darth Maul	03	26
05	Kylo Ren	R2D2	Slicer	09	35
06	Condor Dragon	Rogue Shadow	Luke Skywalker	05	40
07	Rogue Shadow	Obi Wan Kenobi	Han Solo	03	43
08	Obi Wan Kenobi	Rey	R2D2	03	46
09	Princess Leia	Rey	Han Solo	03	49
10	Han Solo	Dweebit	Kylo Ren	05	54
11	Millennium Falcon	Chewbacca	Yoda	05	59
12	Finn	Darth Vader	Podracer	06	65
13	Rose Tico	Poe Dameron	Slicer	06	71
14	Podracer	Princess Leia	CR90 Corvette	05	76
15	C3PO	Rey	Yoda	05	81
16	Rey	Obi Wan Kenobi	Condor Dragon	04	85
17	Yoda	Rose Tico	Darth Vader	02	87
18	Slicer	Rose Tico	Death Star	05	92
19	Dweebit	Rogue Shadow	Finn	04	96
20	Darth Vader	Millennium Falcon	C3PO	04	100
21	Darth Maul	R2D2	Han Solo	04	104
22	R2D2	Poe Dameron	Luke Skywalker	05	109

Alias Tab

If you are using a Theme on your scorecard, you may want to create an alias for your players

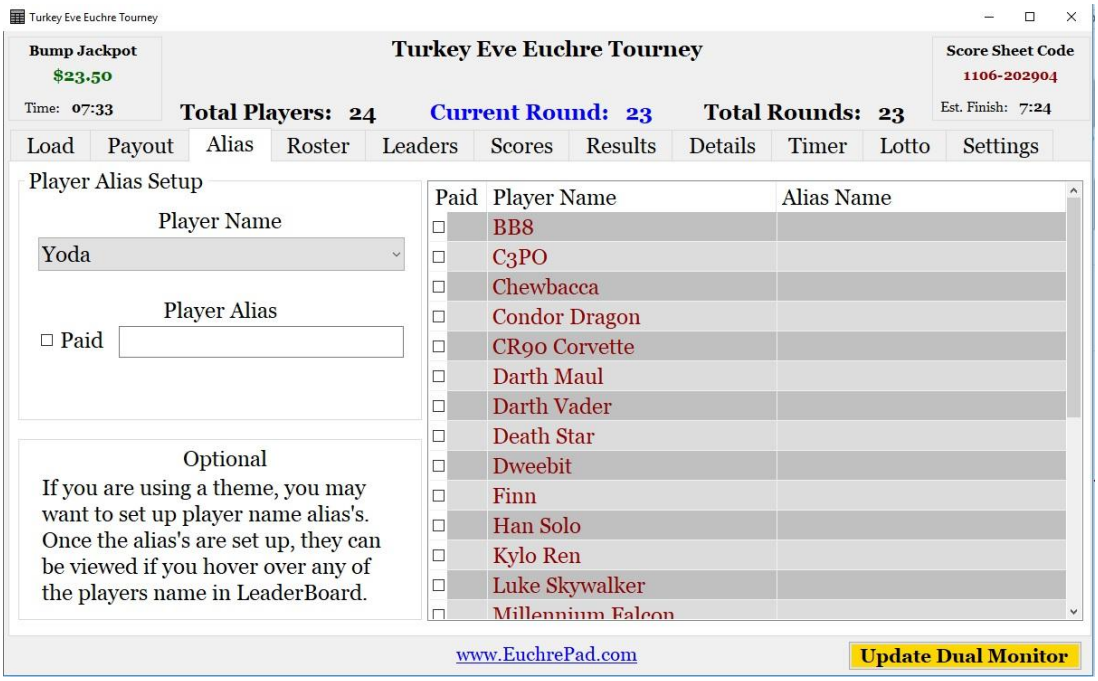

Lotto

On this tab you ‘draw’ cards. Players can see these cards at the bottom of the Dual Monitor. On the Results Tab, there is a Lotto Sub-Tab. You can see how all of the Players Rank. The person with the highest hand gets a prize. We usually take $5.00 or $10.00 out of the bump money.

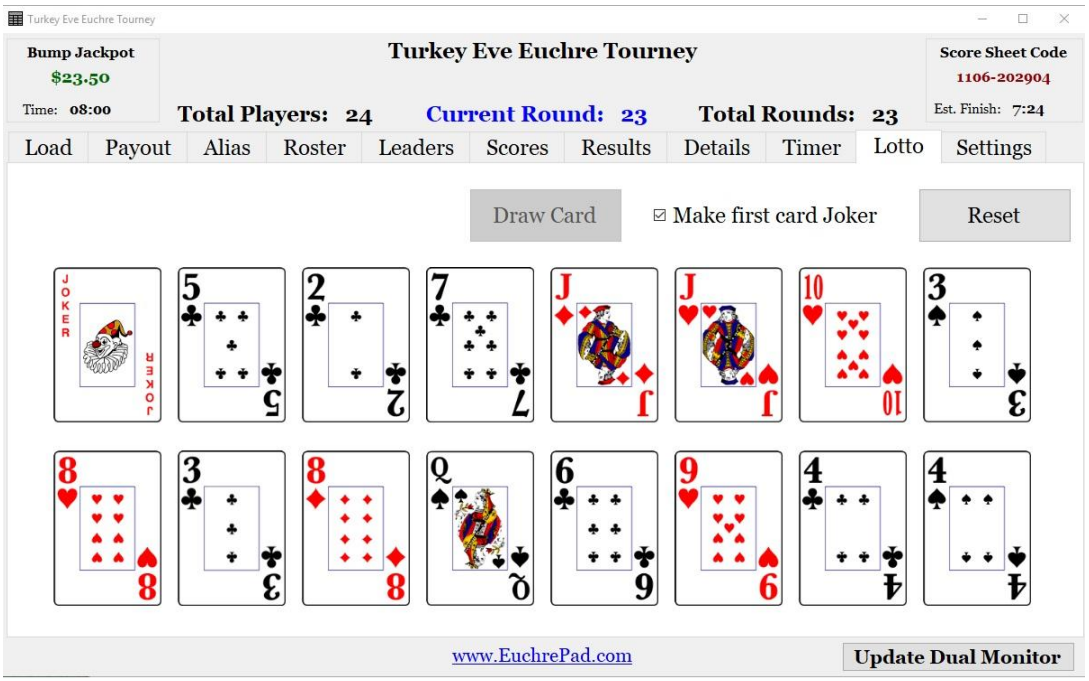

Dual Monitor

If you want to use a second monitor, then you will be able to display important leader details. This works best if Leaderboard is running on a Laptop and you connect a second monitor into the monitor port on the Laptop. Then you need to extend your monitor to the second monitor. Activate the second monitor by pressing the “Dual Monitor” button at the bottom-right of Leaderboard. The Dual monitor is only updated when a round is completed and all of the scores for the round have been entered. You can force a refresh by simply pressing the ‘Dual Monitor’ button.

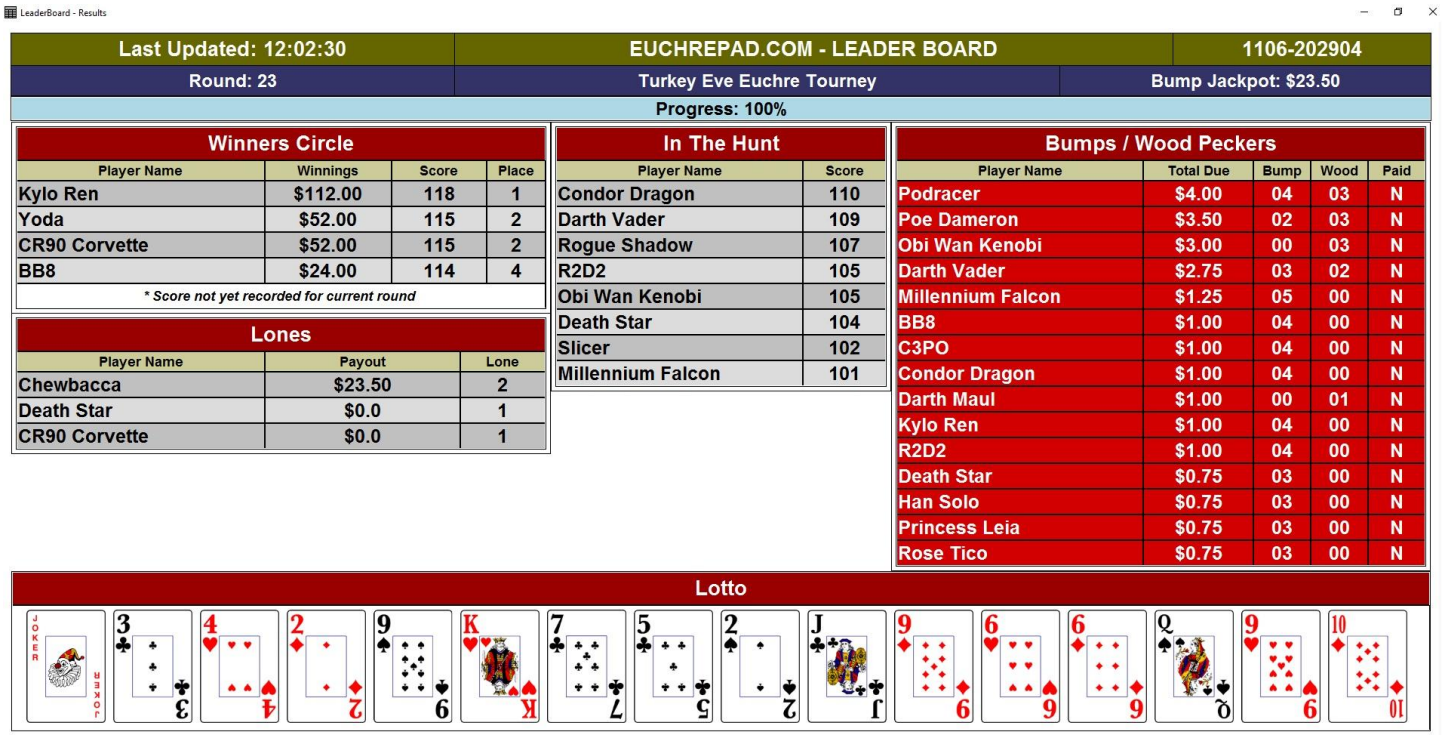

LeaderBoard - Results

Last Updated: 12:02:30	EUCHREPAD.COM - LEADER BOARD	1106-202904
Round: 23	Turkey Eve Euchre Tourney	Bump Jackpot: $23.50

Progress: 100%

Winners Circle

Player Name	Winnings	Score	Place
Kylo Ren	$112.00	118	1
Yoda	$52.00	115	2
CR90 Corvette	$52.00	115	2
BB8	$24.00	114	4

** Score not yet recorded for current round*

Lones

Player Name	Payout	Lone
Chewbacca	$23.50	2
Death Star	$0.0	1
CR90 Corvette	$0.0	1

In The Hunt

Player Name	Score
Condor Dragon	110
Darth Vader	109
Rogue Shadow	107
R2D2	105
Obi Wan Kenobi	105
Death Star	104
Slicer	102
Millennium Falcon	101

Bumps / Wood Peckers

Player Name	Total Due	Bump	Wood	Paid
Podracer	$4.00	04	03	N
Poe Dameron	$3.50	02	03	N
Obi Wan Kenobi	$3.00	00	03	N
Darth Vader	$2.75	03	02	N
Millennium Falcon	$1.25	05	00	N
BB8	$1.00	04	00	N
C3PO	$1.00	04	00	N
Condor Dragon	$1.00	04	00	N
Darth Maul	$1.00	00	01	N
Kylo Ren	$1.00	04	00	N
R2D2	$1.00	04	00	N
Death Star	$0.75	03	00	N
Han Solo	$0.75	03	00	N
Princess Leia	$0.75	03	00	N
Rose Tico	$0.75	03	00	N

Lotto

Settings

Color Settings

You can now choose your own color scheme. You can adjust colors for the Grids and Progressbar.

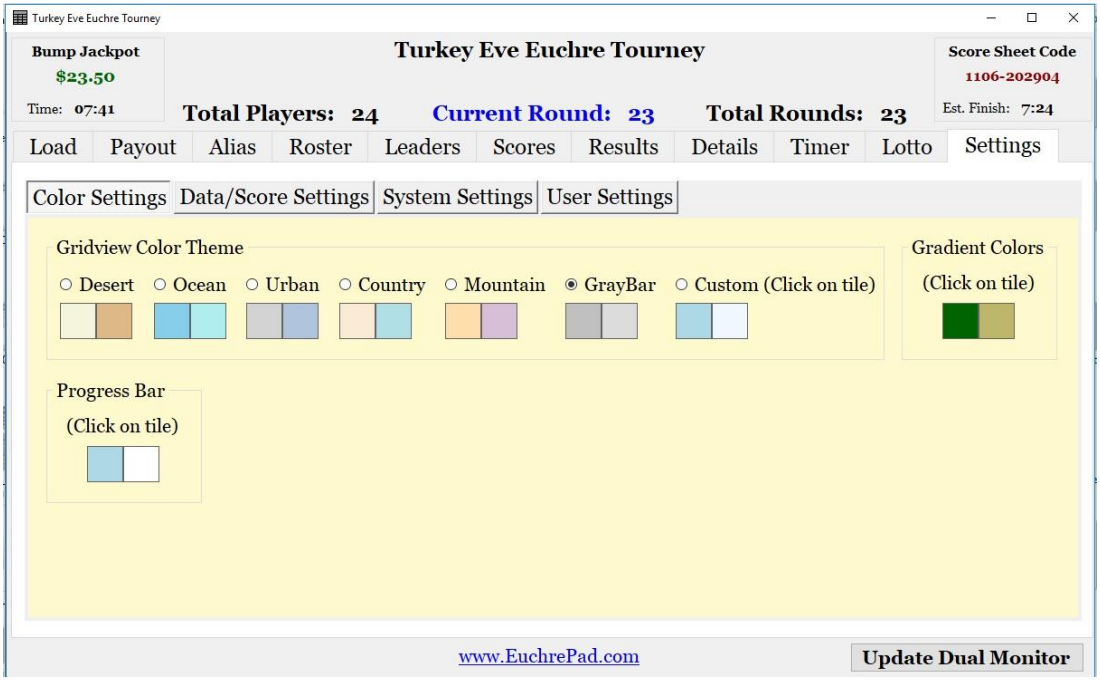

Data/Score Settings

You can choose where Leaderboard should look for the input .epc datafile. You can also select how you want to enter data on the Scores tab. 'By Name', In this mode you select a player name and the partner and the opponents are displayed for easy entry. 'By Table". In this mode, you select a table number and the names of the people at that table are displayed. (currently disabled)

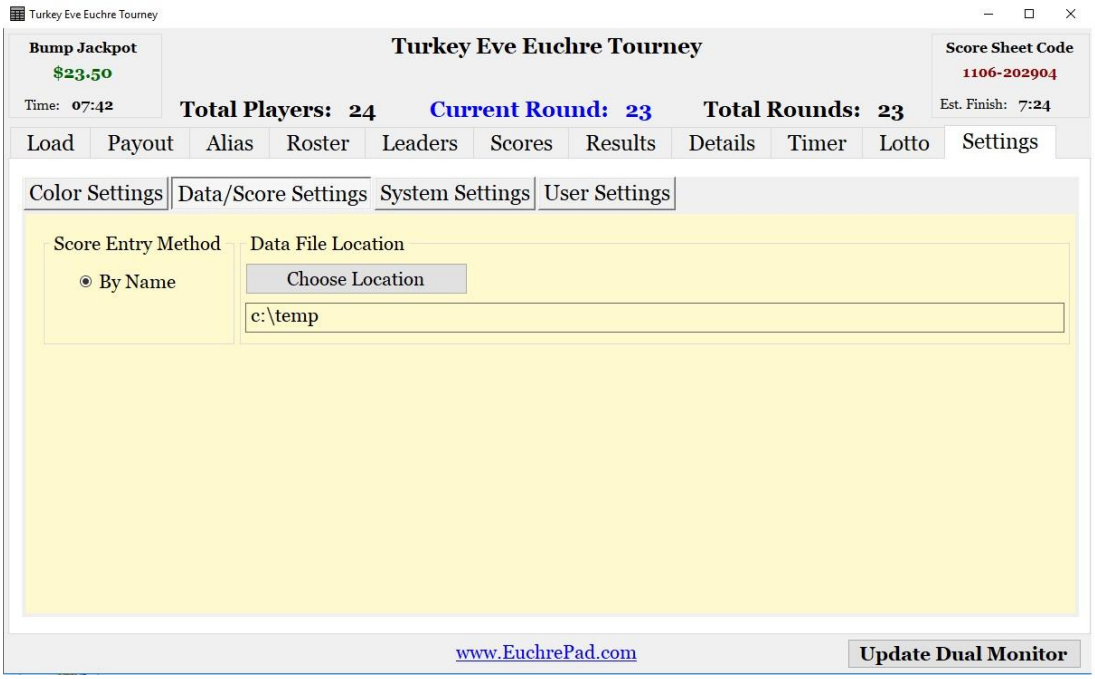

System Settings

This shows your current settings

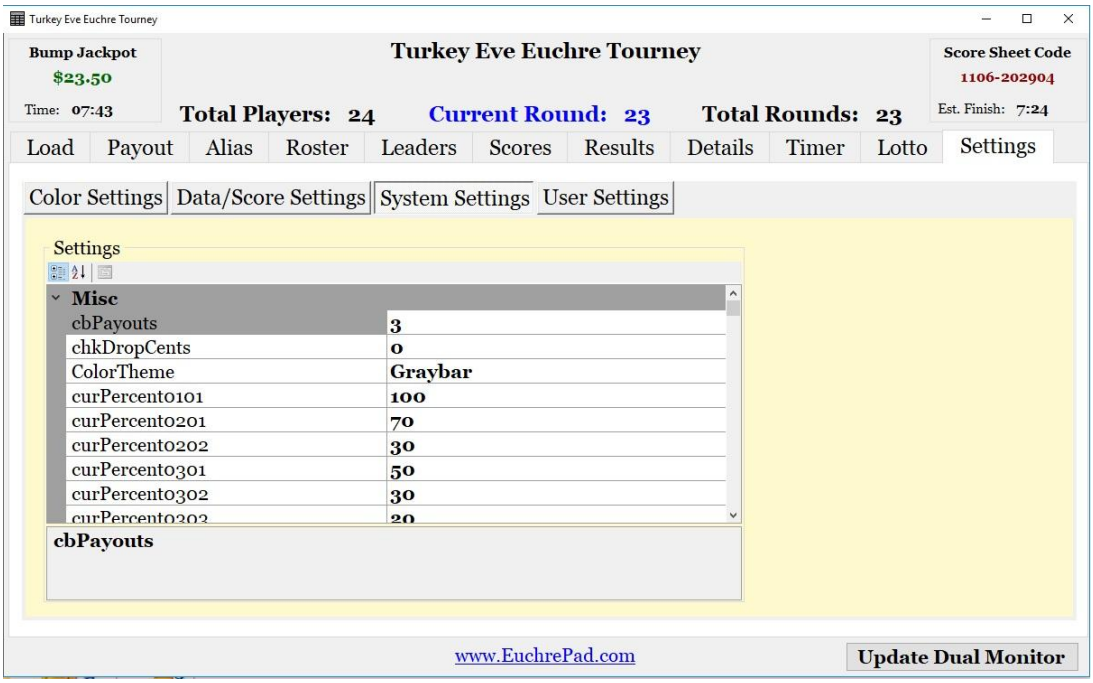

User Settings

This is where you set the 'Tip of the Day' setting.
You can control how many players you display on the Dual Monitor who are 'In The Hunt'.

Tip of the Day

This is what the Tip of the Day dialog looks like.

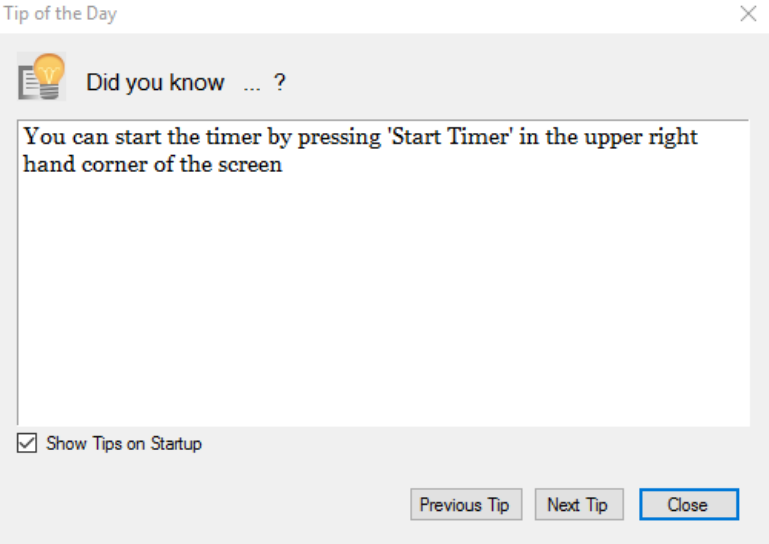

Sample Score card

Luke Skywalker			Turkey Eve Euchre Tourney			
Game	Table	With	Against		Score	Total
1	1	Death Star	Finn	Dweebit		
2	1	Slicer	Finn	Han Solo		
3	1	Finn	Condor Dragon	Podracer		
4	1	Condor Dragon	Princess Leia	Obi Wan Kenobi		
5	1	Rey	Chewbacca	Rogue Shadow		
6	1	Rogue Shadow	BB8	Condor Dragon		
7	1	R2D2	Millennium Falcon	Rey		
8	1	Princess Leia	Yoda	Death Star		
9	1	Obi Wan Kenobi	C3PO	Poe Dameron		
10	1	Podracer	Condor Dragon	R2D2		
11	1	Kylo Ren	Obi Wan Kenobi	Death Star		
12	1	Rose Tico	CR90 Corvette	Kylo Ren		
13	1	Darth Vader	Finn	Rey		
14	1	Chewbacca	Darth Vader	Dweebit		
15	1	Dweebit	Rose Tico	Poe Dameron		
16	1	Yoda	Millennium Falcon	Rose Tico		
17	1	C3PO	CR90 Corvette	Darth Maul		
18	1	Darth Maul	Rogue Shadow	Rey		
19	1	CR90 Corvette	Darth Maul	Slicer		
20	1	Han Solo	CR90 Corvette	Slicer		
21	1	Millennium Falcon	Slicer	Podracer		
22	1	Poe Dameron	BB8	R2D2		
23	1	BB8	Chewbacca	Millennium Falcon		
Bumps					$0.25	
Woodpeckers					$1.00	
Loners						
Lotto		6♣ 5♦ 4♠ J♣ 9♠ A♠ 8♥ 6♦				
Players=24		www.EuchrePad.com©			1106-202904	